F

CURRICULUM AND QUALITY COMMITTEE REPORT

Subject: College Performance Indicators 2015/16	**Purpose:** **For Approval** ☐ **For Discussion** ☒ **For Information** ☐
Prepared by: David Killean	**Date:** 1 March 2017

Purpose: To inform the Committee on the College's performance overall and against sector benchmarks for 2015/16.

Linked to Strategic Goal 2: Deliver successful outcomes for all our learners.

Executive Summary:
The annual College Performance Indicator report is published on the College website at:
http://www.borderscollege.ac.uk/downloads/performance_indicatorsJanuary2017.pdf
Paper copies are available within the committee papers.

The national report was published at the same time on the SFC website at:
http://www.sfc.ac.uk/communications/Statisticalpublications/2017/SFCST012017.aspx

The report highlights that while our HE full time success rate has improved and is above the sector average our FE full time success rate has declined for the third year in a row and now sits just above the sector average. Students with disabilities achieve well with a rate above sector average whereas achievement rates for Under 18s and those from our most disadvantaged communities are below the sector average.

The College will focus on those groups achieving less well in the coming year with our approach to improving learner success being a priority topic of conversation within our teams as SMT embark on a series of College Conversations. We are implementing a more detailed approach to monitoring and managing students at risk of not achieving.

Recommendation:
That the Committee note the contents of the report.

Previous Committee Approvals:
n/a

For publication ☒	**For publication with redactions** ☐	**Not for publication** ☐

Signed:

Author

Published Performance Indicators 2015/16

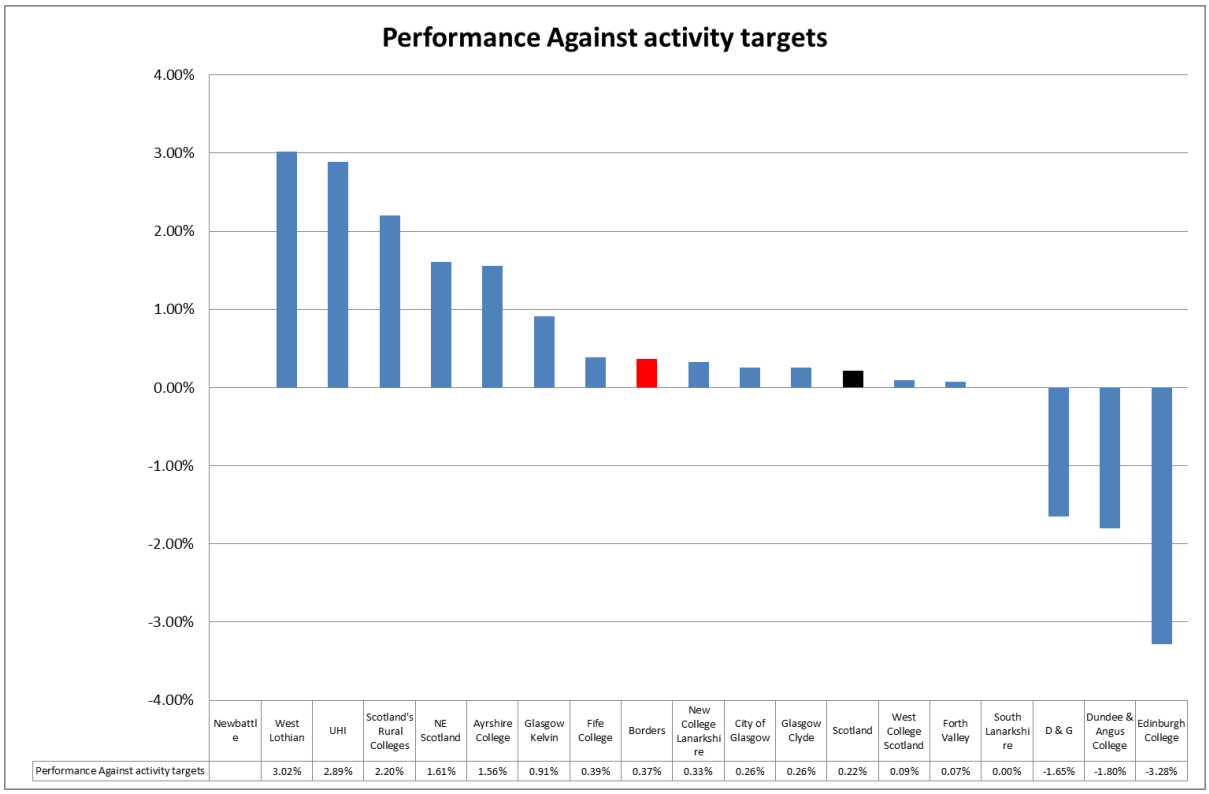

	Newbattle	West Lothian	UHI	Scotland's Rural Colleges	NE Scotland	Ayrshire College	Glasgow Kelvin	Fife College	Borders	New College Lanarkshire	City of Glasgow	Glasgow Clyde	Scotland	West College Scotland	Forth Valley	South Lanarkshire	D & G	Dundee & Angus College	Edinburgh College
Performance Against activity targets		3.02%	2.89%	2.20%	1.61%	1.56%	0.91%	0.39%	0.37%	0.33%	0.26%	0.26%	0.22%	0.09%	0.07%	0.00%	-1.65%	-1.80%	-3.28%

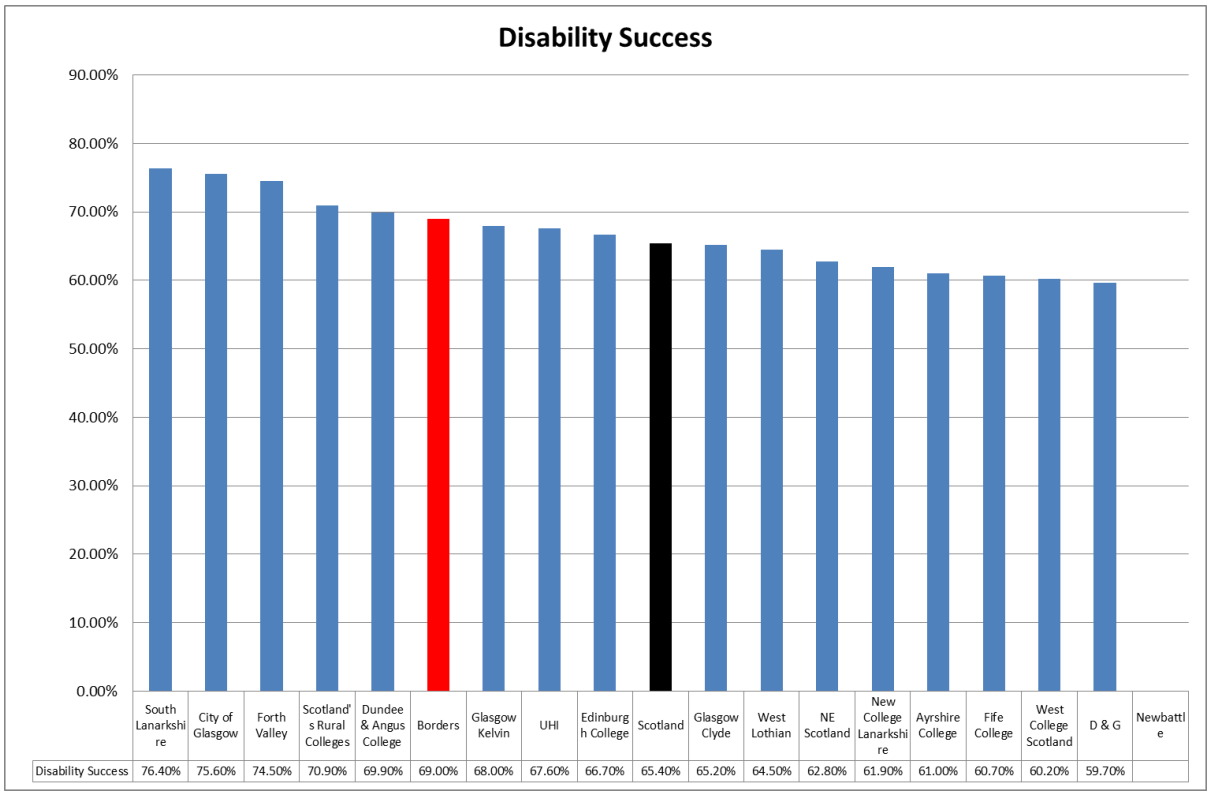

	South Lanarkshire	City of Glasgow	Forth Valley	Scotland's Rural Colleges	Dundee & Angus College	Borders	Glasgow Kelvin	UHI	Edinburgh College	Scotland	Glasgow Clyde	West Lothian	NE Scotland	New College Lanarkshire	Ayrshire College	Fife College	West College Scotland	D & G	Newbattle
Disability Success	76.40%	75.60%	74.50%	70.90%	69.90%	69.00%	68.00%	67.60%	66.70%	65.40%	65.20%	64.50%	62.80%	61.90%	61.00%	60.70%	60.20%	59.70%	

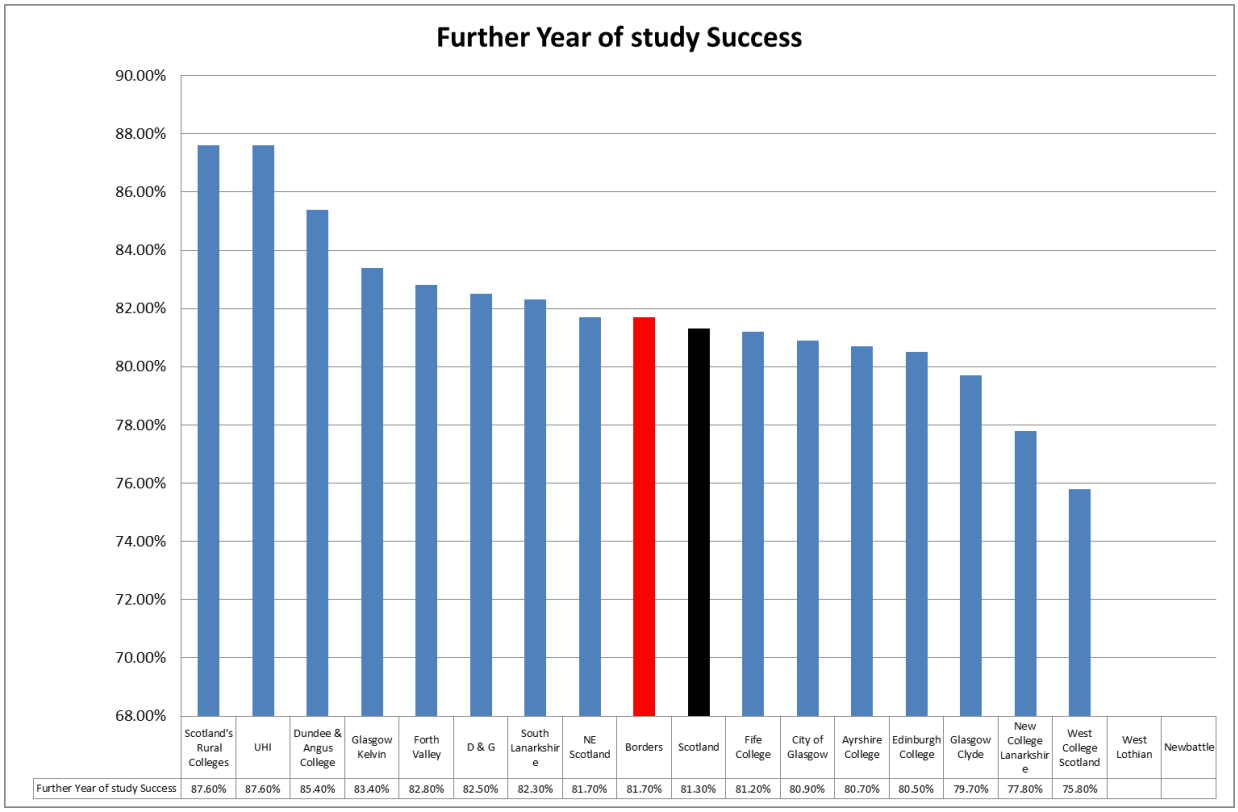

	Scotland's Rural Colleges	UHI	Dundee & Angus College	Glasgow Kelvin	Forth Valley	D & G	South Lanarkshire	NE Scotland	Borders	Scotland	Fife College	City of Glasgow	Ayrshire College	Edinburgh College	Glasgow Clyde	New College Lanarkshire	West College Scotland	West Lothian	Newbattle
Further Year of study Success	87.60%	87.60%	85.40%	83.40%	82.80%	82.50%	82.30%	81.70%	81.70%	81.30%	81.20%	80.90%	80.70%	80.50%	79.70%	77.80%	75.80%		

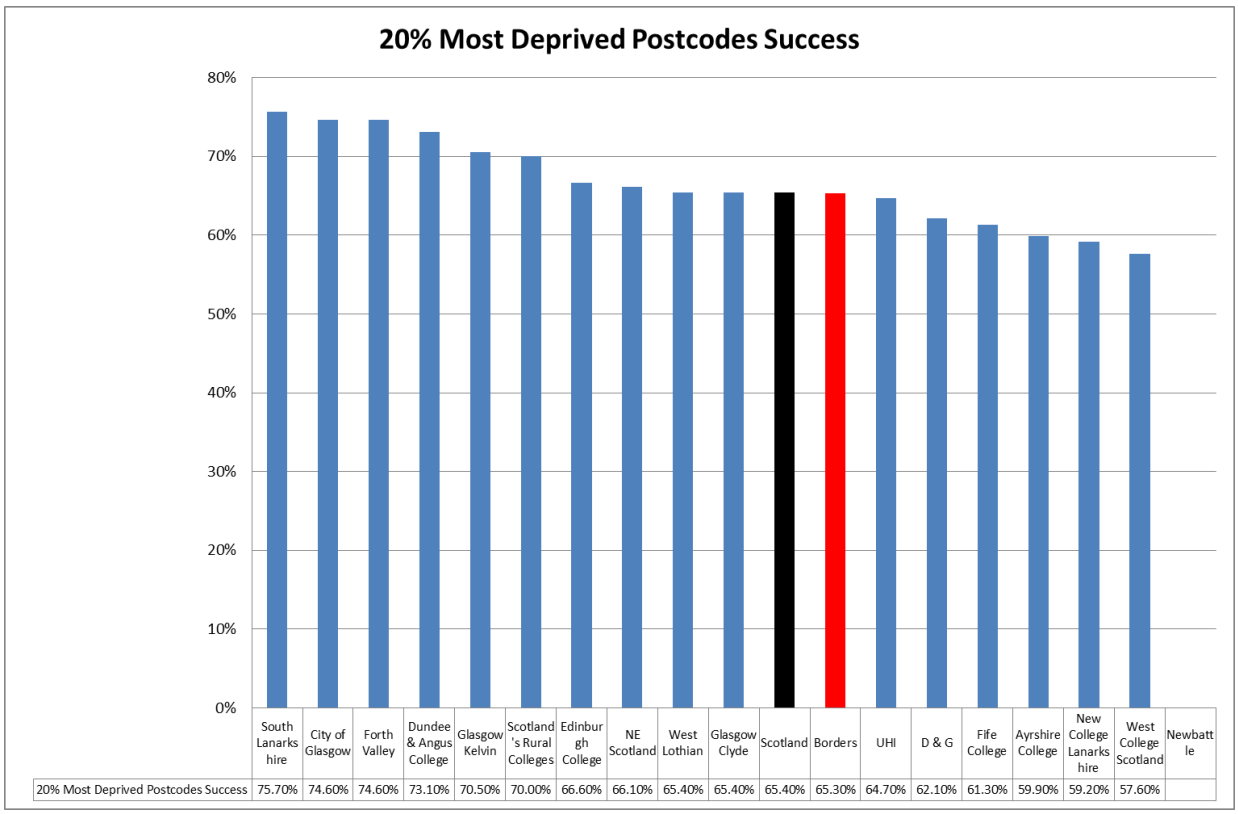

	South Lanarkshire	City of Glasgow	Forth Valley	Dundee & Angus College	Glasgow Kelvin	Scotland's Rural Colleges	Edinburgh College	NE Scotland	West Lothian	Glasgow Clyde	Scotland	Borders	UHI	D & G	Fife College	Ayrshire College	New College Lanarkshire	West College Scotland	Newbattle
20% Most Deprived Postcodes Success	75.70%	74.60%	74.60%	73.10%	70.50%	70.00%	66.60%	66.10%	65.40%	65.40%	65.40%	65.30%	64.70%	62.10%	61.30%	59.90%	59.20%	57.60%	

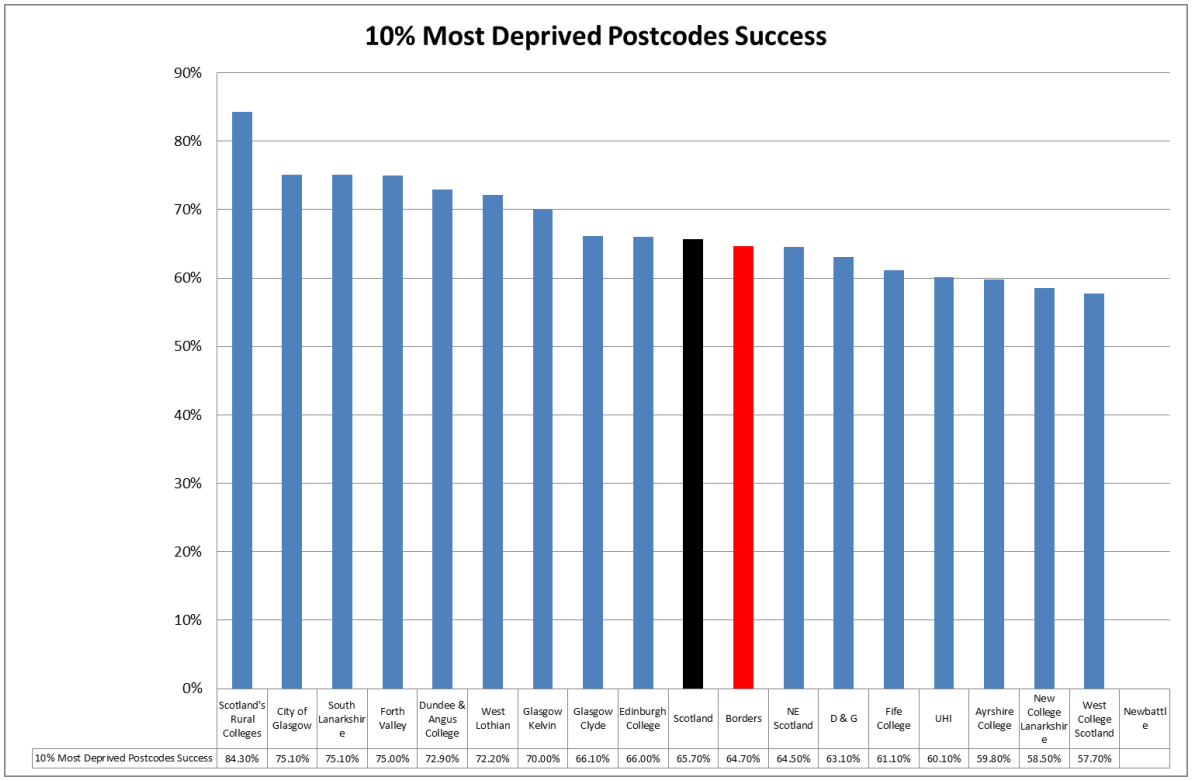

	Scotland's Rural Colleges	City of Glasgow	South Lanarkshire	Forth Valley	Dundee & Angus College	West Lothian	Glasgow Kelvin	Glasgow Clyde	Edinburgh College	Scotland	Borders	NE Scotland	D & G	Fife College	UHI	Ayrshire College	New College Lanarkshire	West College Scotland	Newbattle
10% Most Deprived Postcodes Success	84.30%	75.10%	75.10%	75.00%	72.90%	72.20%	70.00%	66.10%	66.00%	65.70%	64.70%	64.50%	63.10%	61.10%	60.10%	59.80%	58.50%	57.70%	

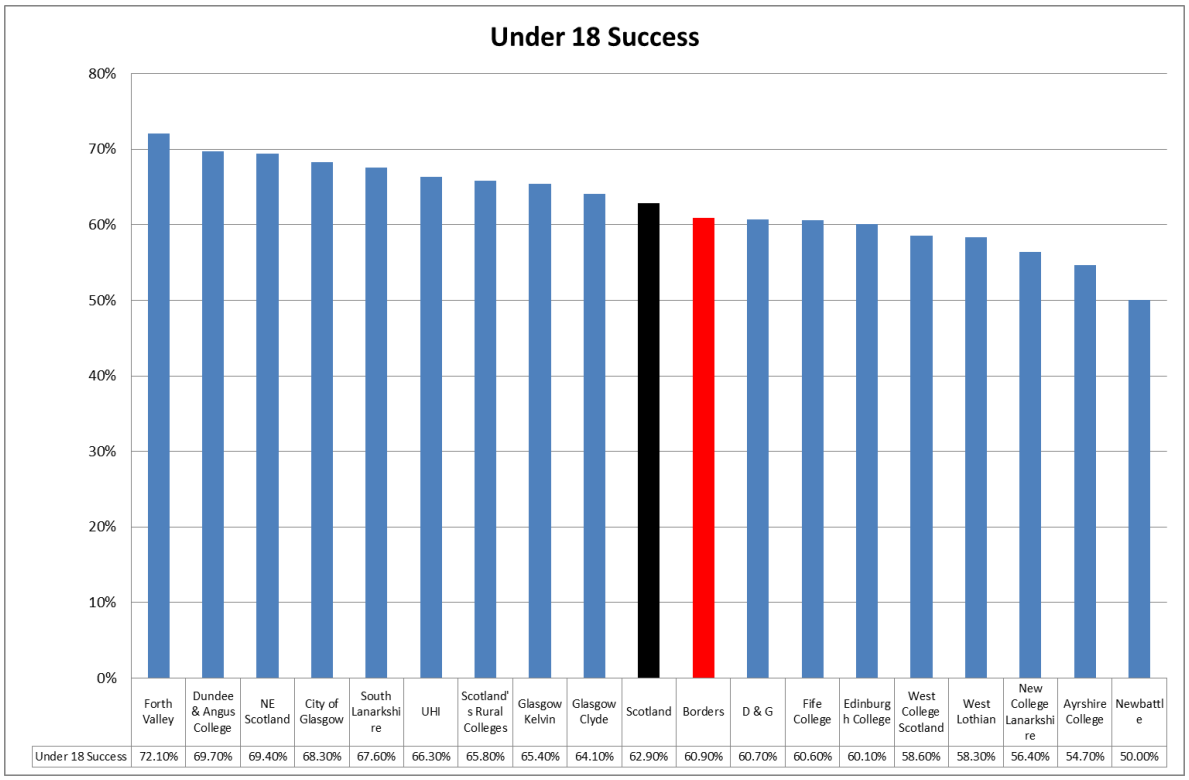

	Forth Valley	Dundee & Angus College	NE Scotland	City of Glasgow	South Lanarkshire	UHI	Scotland's Rural Colleges	Glasgow Kelvin	Glasgow Clyde	Scotland	Borders	D & G	Fife College	Edinburgh College	West College Scotland	West Lothian	New College Lanarkshire	Ayrshire College	Newbattle
Under 18 Success	72.10%	69.70%	69.40%	68.30%	67.60%	66.30%	65.80%	65.40%	64.10%	62.90%	60.90%	60.70%	60.60%	60.10%	58.60%	58.30%	56.40%	54.70%	50.00%

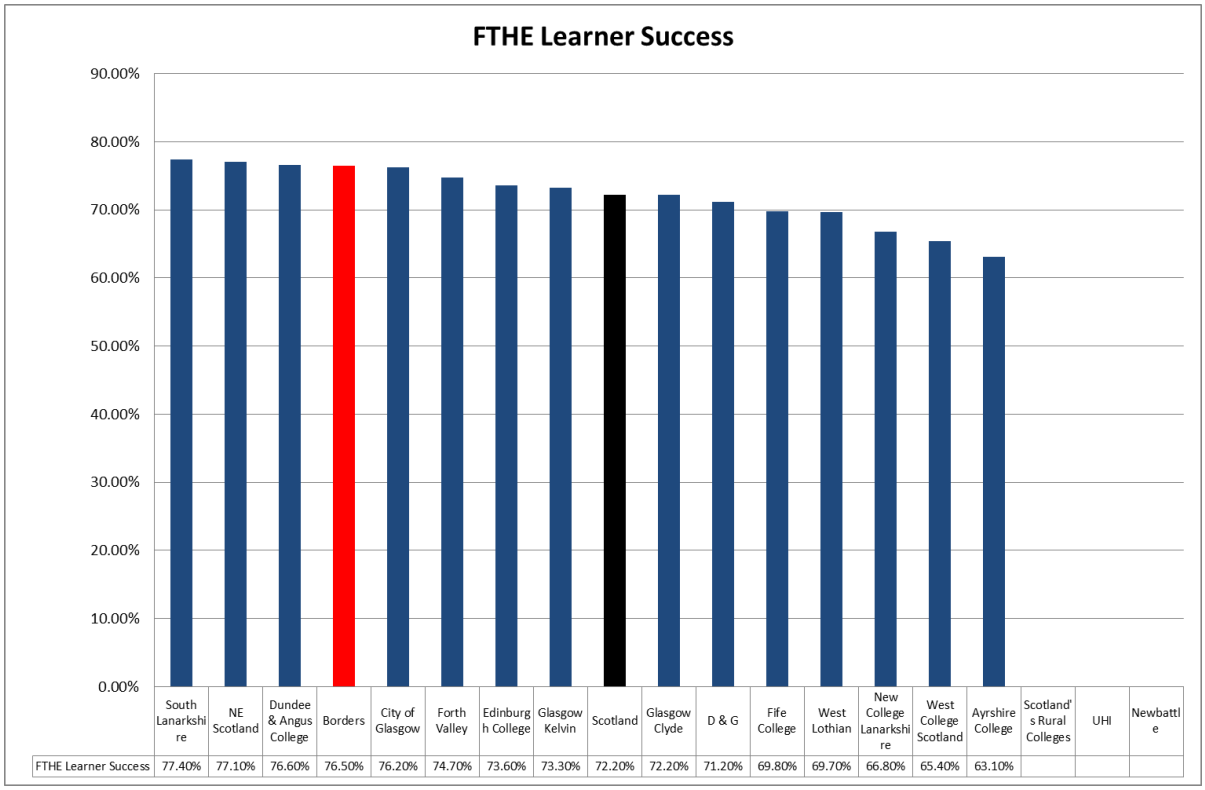

	South Lanarkshire	NE Scotland	Dundee & Angus College	Borders	City of Glasgow	Forth Valley	Edinburgh College	Glasgow Kelvin	Scotland	Glasgow Clyde	D & G	Fife College	West Lothian	New College Lanarkshire	West College Scotland	Ayrshire College	Scotland's Rural Colleges	UHI	Newbattle
FTHE Learner Success	77.40%	77.10%	76.60%	76.50%	76.20%	74.70%	73.60%	73.30%	72.20%	72.20%	71.20%	69.80%	69.70%	66.80%	65.40%	63.10%			

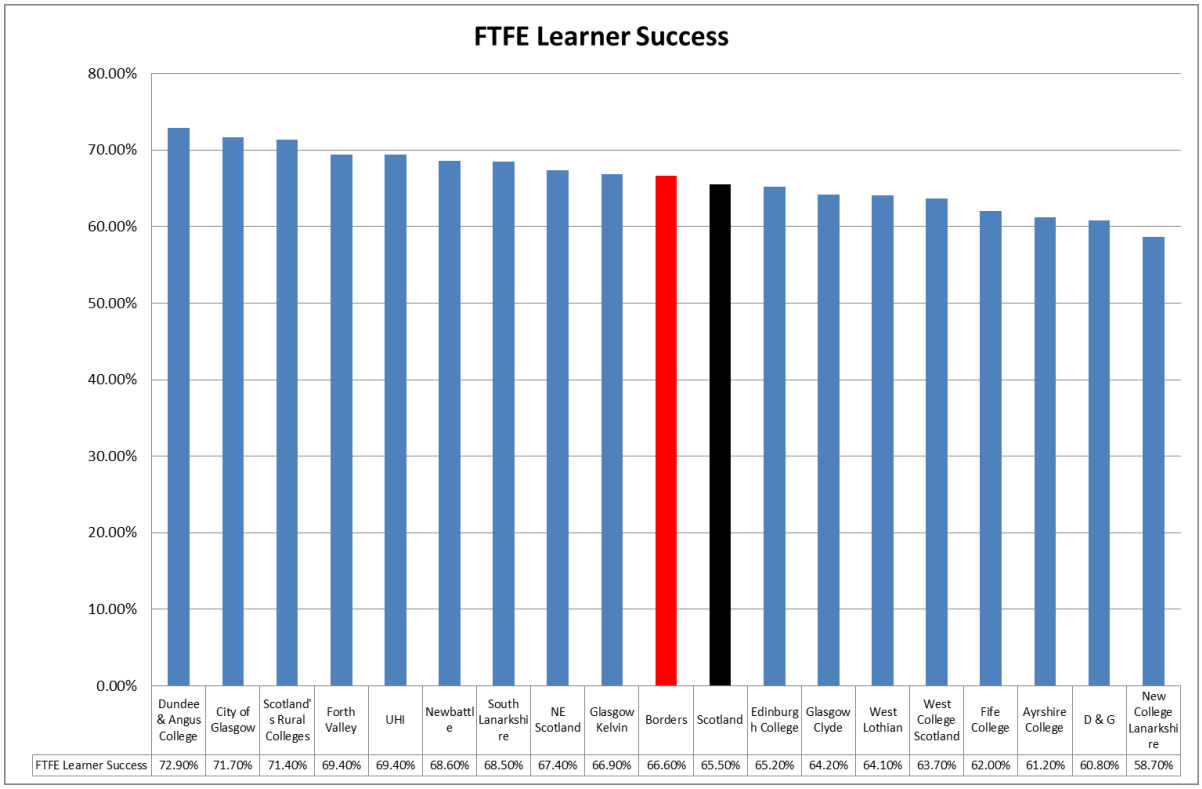

	Dundee & Angus College	City of Glasgow	Scotland's Rural Colleges	Forth Valley	UHI	Newbattle	South Lanarkshire	NE Scotland	Glasgow Kelvin	Borders	Scotland	Edinburgh College	Glasgow Clyde	West Lothian	West College Scotland	Fife College	Ayrshire College	D & G	New College Lanarkshire
FTFE Learner Success	72.90%	71.70%	71.40%	69.40%	69.40%	68.60%	68.50%	67.40%	66.90%	66.60%	65.50%	65.20%	64.20%	64.10%	63.70%	62.00%	61.20%	60.80%	58.70%